



# TAMU-College Station Student Course Evaluation (End-of-Term) Completed

Spring 2022 - College Station / Student Course Evaluation (End of Term) / Anonymous Survey

Course Assignments: 9113 / Survey Participants: 260275

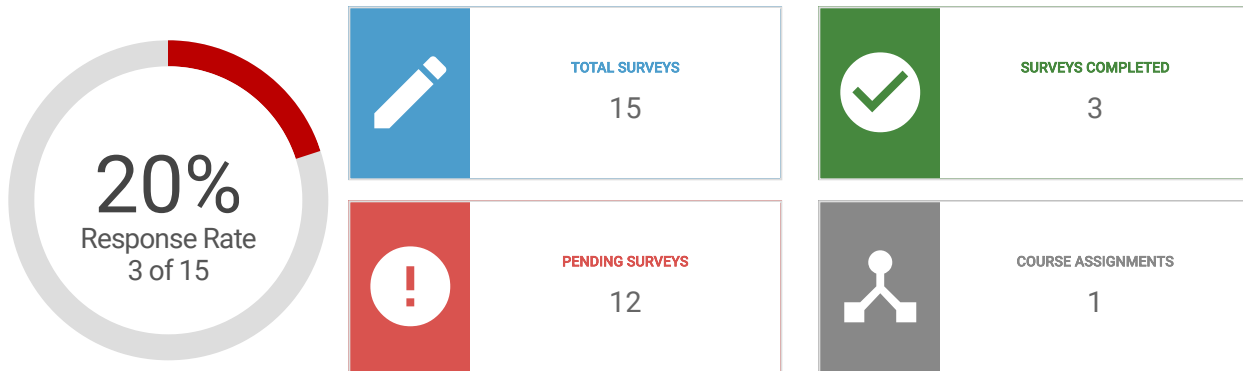
Schedule: 12/24/2021 to 6/2/2022

Results Available: 6/3/2022

This survey completed on **Thursday, June 2, 2022 at 11:59PM.**

College: Liberal Arts  
 Department: CS-Political Science  
 Course Section: POLS 209 - 906 INTRO TO POLS RES METH  
 Course Section Director: NA  
 Instructor: Carlo Horz

## Survey Overview / Course Section Results Aggregate



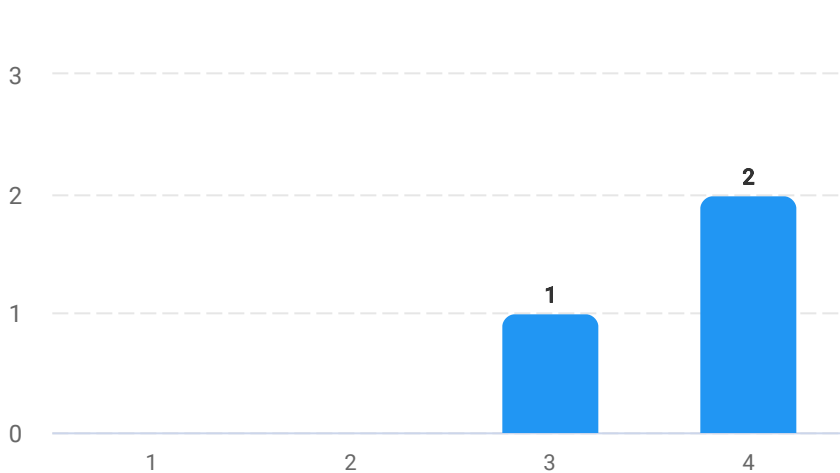
## Survey Data / Course Section Results Aggregate

### TAMU Student Course Evaluation

1 Begin this course evaluation by reflecting on your own level of engagement and participation in the course. What portion of the class preparation activities (e.g., readings, online modules, videos) and assignments did you complete?

(Multi-Choice, Single Answer)

Value Option	Total
1 <50%	0
2 50-70%	0
3 71-90%	1
4 >90%	2



Average	3.67
Median	4.00
Mode	4
Std. Dev.	0.47
Variance	0.22

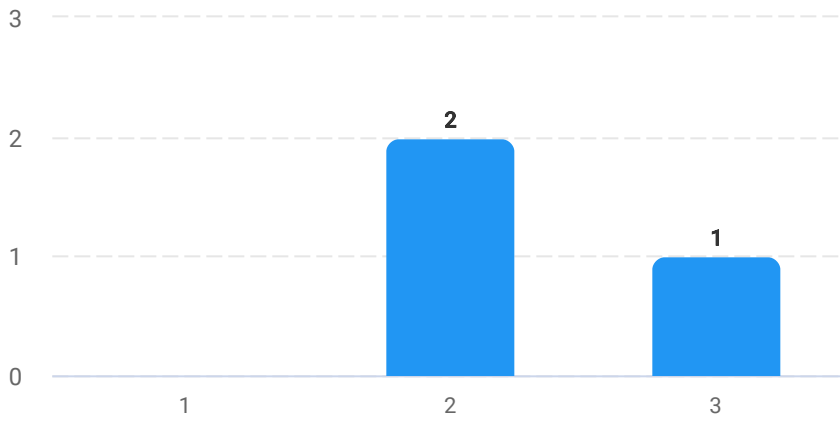


2

Based on what the instructor(s) communicated, and the information provided in the course syllabus, I understood what was expected of me.

(Multi-Choice, Single Answer)

Value Option	Total
1 No, I did not understand what was expected of me.	0
2 I partially understood what was expected of me.	2
3 Yes, I understood what was expected of me.	1



Average	2.33
Median	2.00
Mode	2
Std. Dev.	0.47
Variance	0.22

#### Student Comments:

- There were a few times where it wasn't completely clear for me what was expected from me in certain assignments and even some activities.

#### Word Cloud Not Available

No text to process or the text does not contain words occurring at least 2 times.



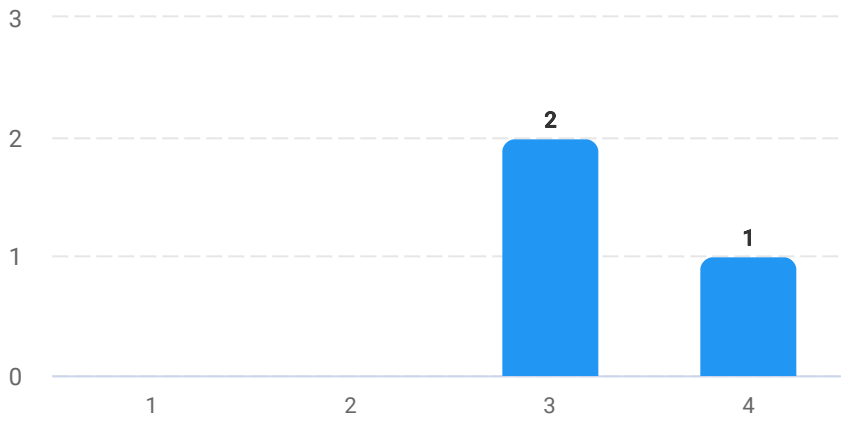
3

This course helped me learn concepts or skills as stated in course objectives/outcomes.

(Multi-Choice, Single Answer)

Institution Question

Value	Option	Total
1	This course did not help me learn the concepts or skills.	0
2	This course only slightly helped me learn the concepts or skills.	0
3	This course moderately helped me learn the concepts or skills.	2
4	This course definitely helped me learn the concepts or skills.	1



Average	3.33
Median	3.00
Mode	3
Std. Dev.	0.47
Variance	0.22

Student Comments:

**Word Cloud Not Available**

No text to process or the text does not contain words occurring at least 2 times.



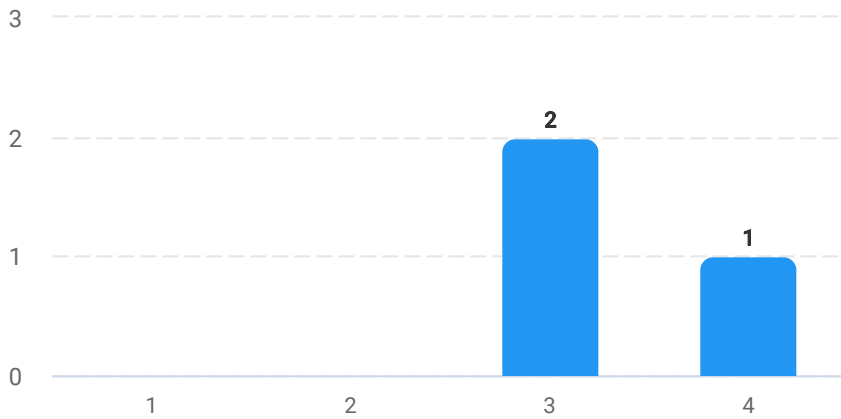
4

In this course, I engaged in critical thinking and/or problem solving.

(Multi-Choice, Single Answer)

Institution Question

Value	Option	Total
1	Never	0
2	Seldom	0
3	Often	2
4	Frequently	1



Average	3.33
Median	3.00
Mode	3
Std. Dev.	0.47
Variance	0.22



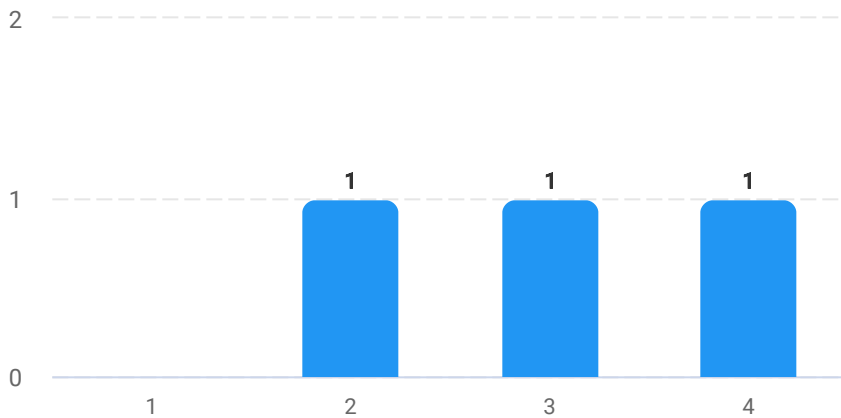
5

Please rate the organization of this course.

(Multi-Choice, Single Answer)

Institution Question

Value	Option	Total
1	Not at all organized	0
2	Slightly organized	1
3	Moderately organized	1
4	Very well organized	1



Average	3.00
Median	3.00
Mode	2,3,4
Std. Dev.	0.82
Variance	0.67



6

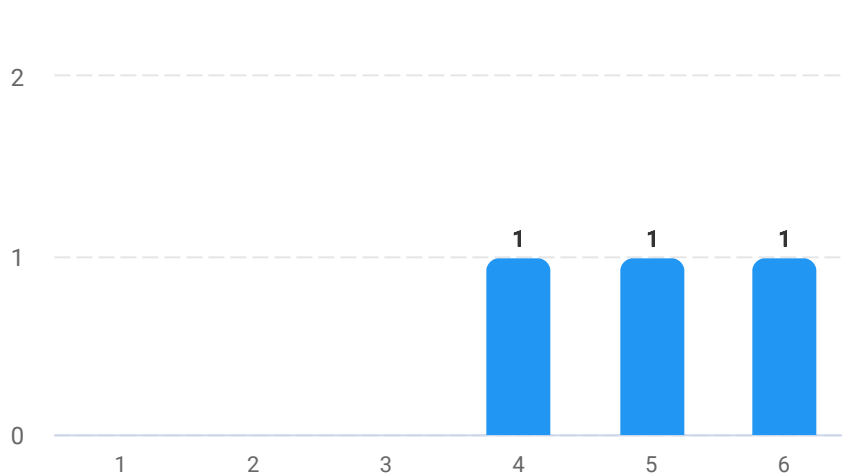
In this course, I learned to critically evaluate diverse ideas and perspectives.

(Multi-Choice, Single Answer)

Institution Question

Value Option	Total
--------------	-------

Value	Option	Total
1	Strongly disagree	0
2	Disagree	0
3	Neither agree nor disagree	0
4	Agree	1
5	Strongly agree	1
6	Not Applicable	1



Average	4.50
Median	4.50
Mode	4,5,6
Std. Dev.	0.50
Variance	0.25



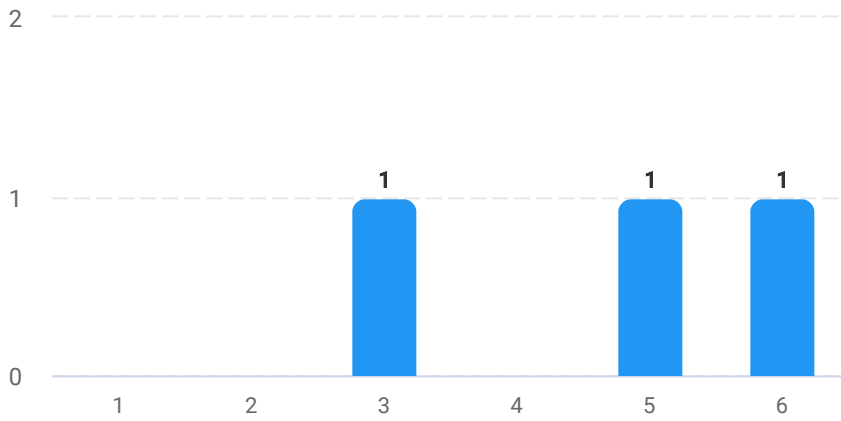
7

Feedback in this course helped me learn. *Please note, feedback can be either **informal** (e.g., in class discussion, chat boards, think-pair-share, office hour discussions, help sessions) or **formal** (e.g., written or clinical assessments, review of exams, peer reviews, clicker questions).*

(Multi-Choice, Single Answer)

Institution Question

Value	Option	Total
1	No feedback was provided.	0
2	Feedback provided was not at all helpful.	0
3	Feedback provided was only slightly helpful.	1
4	Feedback provided was moderately helpful.	0
5	Feedback provided was very helpful.	1
6	Feedback provided was extremely helpful.	1



Average	4.67
Median	5.00
Mode	3,5,6
Std. Dev.	1.25
Variance	1.56

Student Comments:

- TA Feedback was helpful

**Word Cloud Not Available**

No text to process or the text does not contain words occurring at least 2 times.



8

The instructor fostered an effective learning environment.

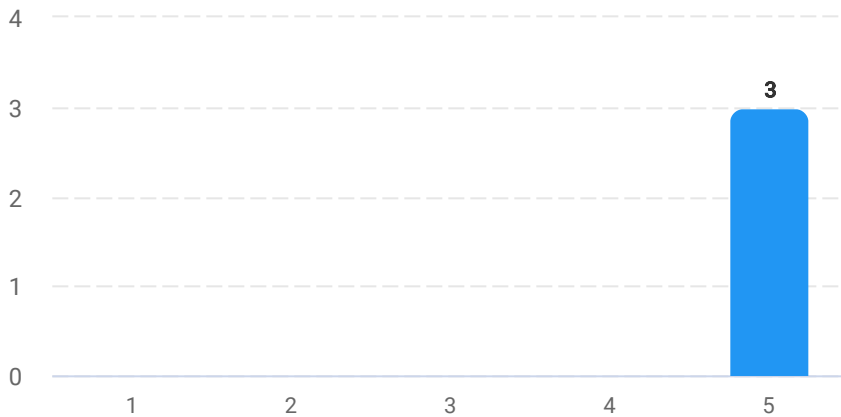
(Instructor Multi-Choice)

Institution Question

James Dongjin Kim Teaching Assistant

Value	Option	Total
1	Strongly disagree	0
2	Disagree	0
3	Neither agree nor disagree	0
4	Agree	0

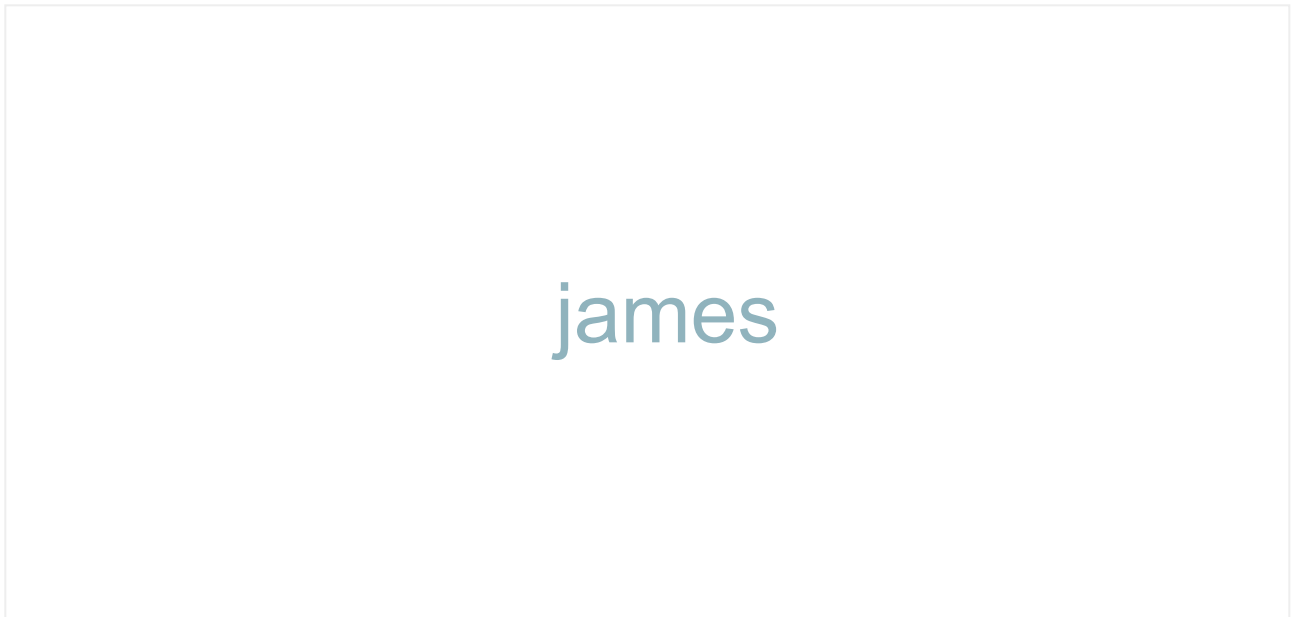
Value Option	Total
5 Strongly agree	3



Average	5.00
Median	5.00
Mode	5
Std. Dev.	0.00
Variance	0.00

Student Comments:

- Without the clear explanations and patience of James Kim, I never would have passed this class. For every confusing topic that was presented, James had an easy example and way to understand! Truly a pleasure attending!



9

The instructor's teaching methods contributed to my learning.

(Instructor Multi-Choice)

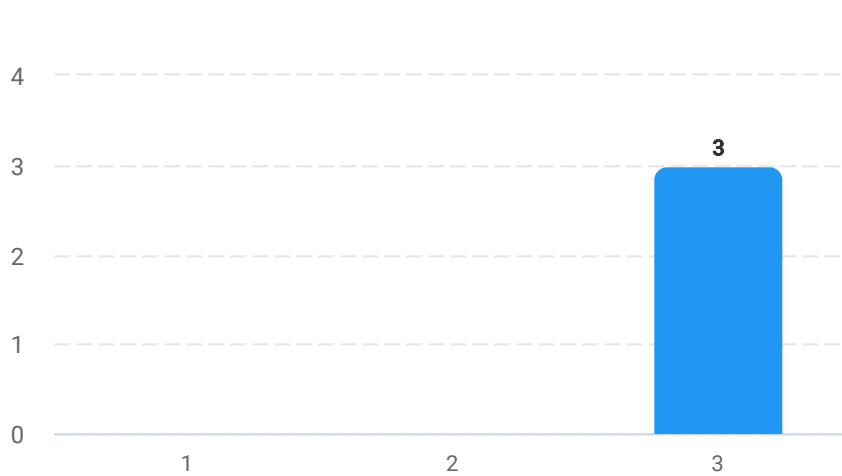
Institution Question

 James Dongjin Kim Teaching Assistant

Value Option	Total
1 Did not contribute	0



Value	Option	Total
2	Contributed a little	0
3	Contributed a lot	3



Average	3.00
Median	3.00
Mode	3
Std. Dev.	0.00
Variance	0.00

#### Student Comments:

- He was really helpful and was able to communicate with students with ease. Offering loads of help and examples, making sure that everyone was on the same page and was open to all kinds of questions.

#### Word Cloud Not Available

No text to process or the text does not contain words occurring at least 2 times.

10

The instructor encouraged students to take responsibility for their own learning.

(Instructor Multi-Choice)

Institution Question

 James Dongjin Kim Teaching Assistant

Value	Option	Total
-------	--------	-------

Value Option	Total
1 Did not encourage	0
2 Sometimes encouraged	0
3 Frequently encouraged	3



Average	3.00
Median	3.00
Mode	3
Std. Dev.	0.00
Variance	0.00

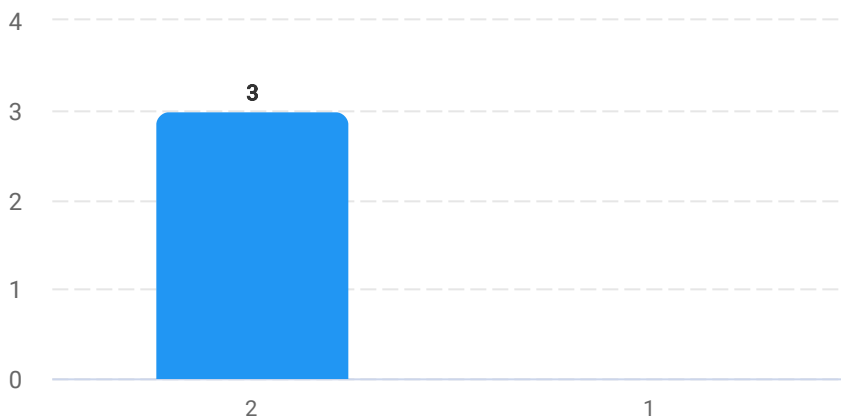
11

Is this course required?

(Multi-Choice, Single Answer)

Institution Question

Value Option	Total
2 Yes	3
1 No	0

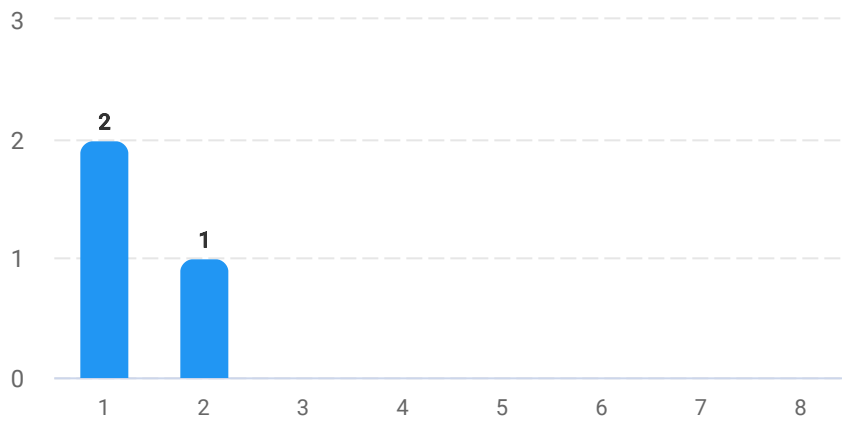


Average	2.00
Median	2.00
Mode	2
Std. Dev.	0.00
Variance	0.00

12

Expected Grade in this Course

Value	Option	Total
1	A	2
2	B	1
3	C	0
4	D	0
5	F	0
6	I	0
7	S	0
8	U	0



Average	1.33
Median	1.00
Mode	1
Std. Dev.	0.47
Variance	0.22

