



# TAMU-College Station Student Course Evaluation (End-of-Term) Completed

Fall 2021 - College Station / Student Course Evaluation (End of Term) / Anonymous Survey

Schedule: 8/22/2021 to 12/20/2021

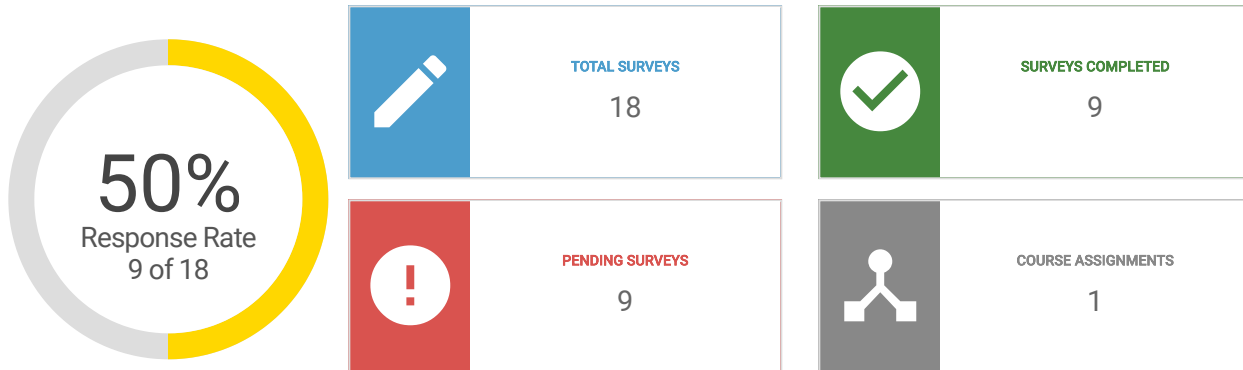
Course Assignments: 9611 / Survey Participants: 287880

Results Available: 12/21/2021

This survey completed on **Monday, December 20, 2021 at 11:59PM.**

College: Liberal Arts  
 Department: CS-Political Science  
 Course Section: POLS 209 - 910 INTRO TO POLS RES METH  
 Course Section Director: NA  
 Instructor: Hyeran Jo

## Survey Overview / Course Section Results Aggregate



## Survey Data / Course Section Results Aggregate

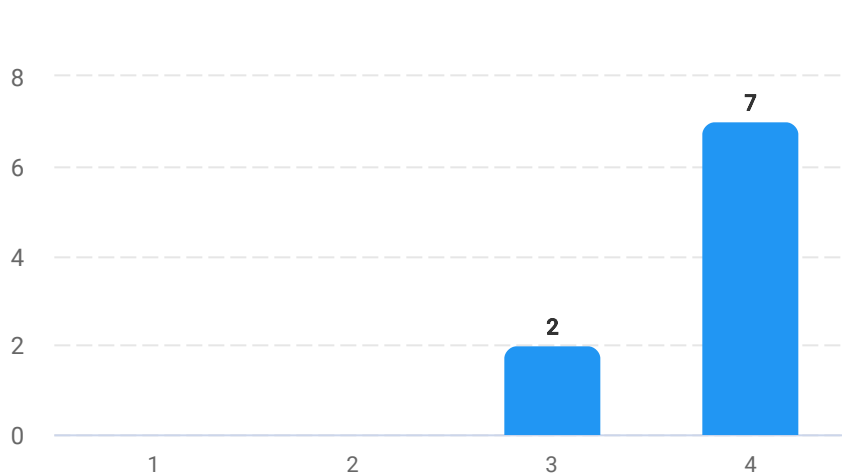
### TAMU Student Course Evaluation

1 Begin this course evaluation by reflecting on your own level of engagement and participation in the course. What portion of the class preparation activities (e.g., readings, online modules, videos) and assignments did you complete?

(Multi-Choice, Single Answer)

Institution Question

Value	Option	Total
1	<50%	0
2	50-70%	0
3	71-90%	2
4	>90%	7



Average	3.78
Median	4.00
Mode	4
Std. Dev.	0.42
Variance	0.17

#### Student Comments:

- I did all of the assignments, but after a certain point only selectively read the textbook when applicable.

#### Word Cloud Not Available

No text to process or the text does not contain words occurring at least 2 times.



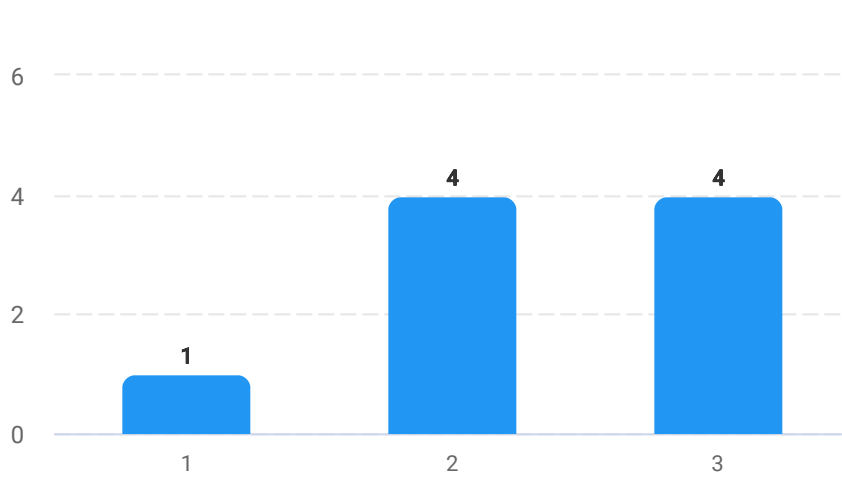
2

Based on what the instructor(s) communicated, and the information provided in the course syllabus, I understood what was expected of me.

(Multi-Choice, Single Answer)

Institution Question

Value	Option	Total
1	No, I did not understand what was expected of me.	1
2	I partially understood what was expected of me.	4
3	Yes, I understood what was expected of me.	4



Average	2.33
Median	2.00
Mode	2,3
Std. Dev.	0.67
Variance	0.44

#### Student Comments:

- There was a consistent lack of guidance over what we were supposed to do on the papers and homework assignments.
- The instructor did not do a good job of communicating with requirements of each paper. The rubric given for each assignment did not cover specific criteria I could potentially be docked for. Although this was not drastic for me, because my TA James was very communicative and clear, I could see how other sections would be academically unsuccessful in this class. It was just difficult to predict without going my TA as to what I needed to interpret/address in each paper.
- The instructor did layout the requirements great. However, my TA was my real savior. The class was huge so we had multiple TA's and I got so extremely blessed with mine. James always had such clear explanations of the content and answered any question I threw his way. PROMOTE JAMES HE IS THE BEST HE SHOULD BE A PROFESSOR.
- I think the attendance wasn't fully explained by the instructor but other than that, she did go out of her way sometimes to tell us things.

had class clear paper requirements  
instructor ta  
each



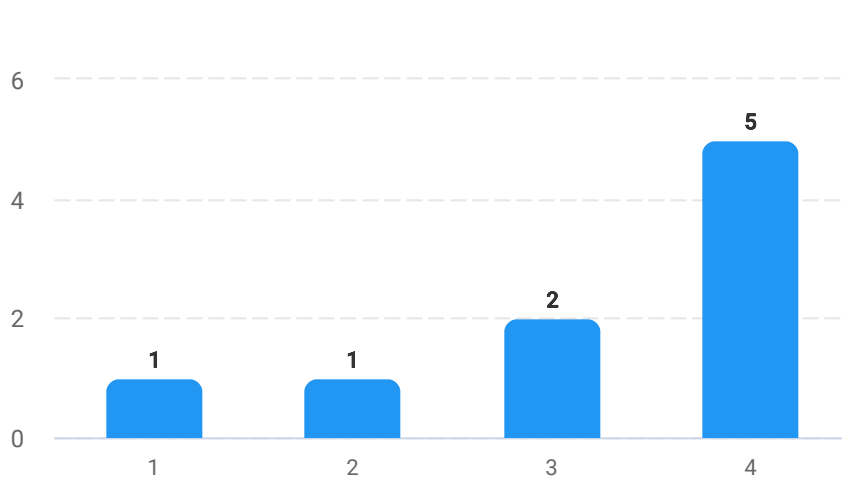
3

This course helped me learn concepts or skills as stated in course objectives/outcomes.

(Multi-Choice, Single Answer)

Institution Question

Value	Option	Total
1	This course did not help me learn the concepts or skills.	1
2	This course only slightly helped me learn the concepts or skills.	1
3	This course moderately helped me learn the concepts or skills.	2
4	This course definitely helped me learn the concepts or skills.	5



Average	3.22
Median	4.00
Mode	4
Std. Dev.	1.03
Variance	1.06

Student Comments:

- Yes I learned so much from this class, I wished I would've taken it sooner. Like I said above, James really played a huge part in my success in this class.

class



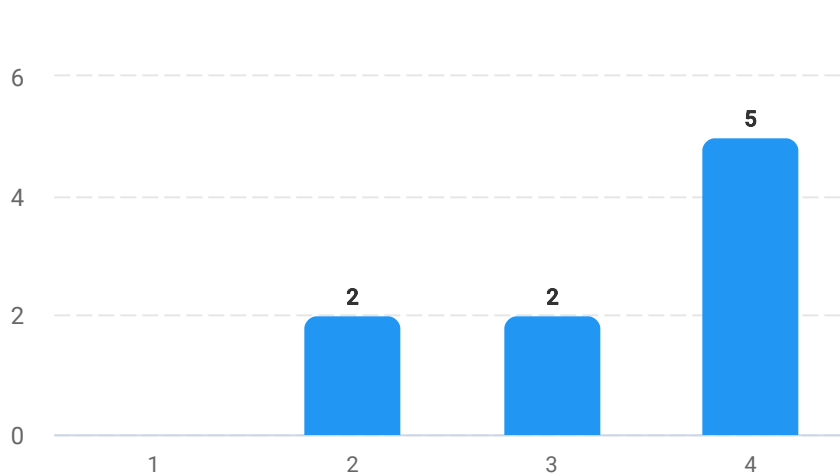
4

In this course, I engaged in critical thinking and/or problem solving.

(Multi-Choice, Single Answer)

Institution Question

Value	Option	Total
1	Never	0
2	Seldom	2
3	Often	2
4	Frequently	5



Average	3.33
Median	4.00
Mode	4
Std. Dev.	0.82
Variance	0.67

#### Student Comments:

- YES this course really tested and expanded my knowledge. James helped by going through problems and helping us all critically think together in Friday lab sessions.

#### Word Cloud Not Available

No text to process or the text does not contain words occurring at least 2 times.

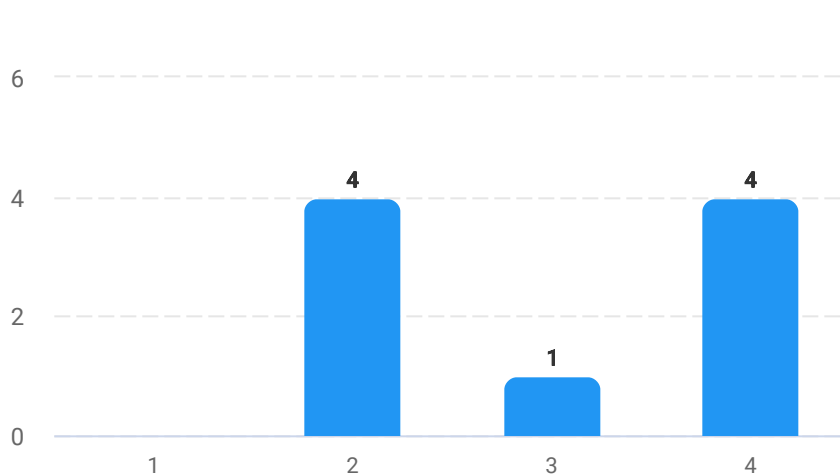


Please rate the organization of this course.

(Multi-Choice, Single Answer)

Institution Question

Value	Option	Total
1	Not at all organized	0
2	Slightly organized	4
3	Moderately organized	1
4	Very well organized	4



Average	3.00
Median	3.00
Mode	2,4
Std. Dev.	0.94
Variance	0.89

#### Student Comments:

- The lectures for the class were not useful to learning the material needed to write that paper and succeed. My TA section, however, was very well organized in preparing me for each assignment.
- I loved how each of our homework assignments lead up to the final paper. We had all the due dates laid out at the beginning of the semester and new what was expected of us. James also contributed to this by having very well structured powerpoints at each of the Friday lab sessions.
- I think the attendance is the least organized thing, almost all of the classes I went to, you would just see people sign in a leave or sign in and then just leave half-way throughout the class. Which was sometimes very distracting. I think they need to have it that we all sign in at the end or only during the labs on friday.

each

paper  
class

leave  
friday  
organized



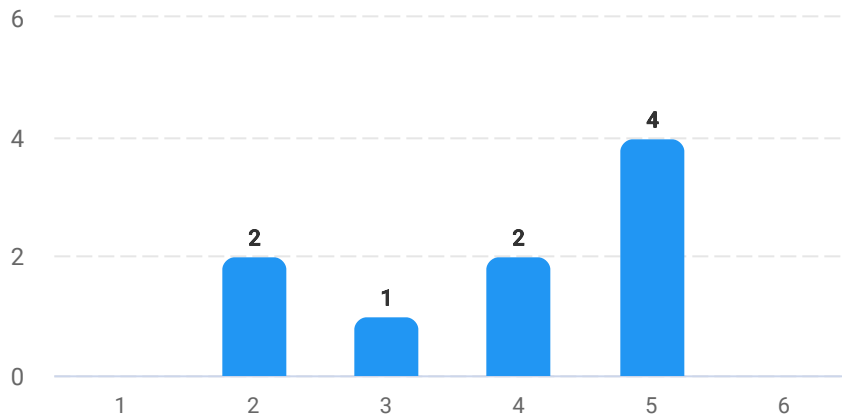
6

In this course, I learned to critically evaluate diverse ideas and perspectives.

(Multi-Choice, Single Answer)

Institution Question

Value	Option	Total
1	Strongly disagree	0
2	Disagree	2
3	Neither agree nor disagree	1
4	Agree	2
5	Strongly agree	4
6	Not Applicable	0



Average

3.89

Median

4.00

Mode

5

Std. Dev.

1.20

Variance

1.43



7

Feedback in this course helped me learn. *Please note, feedback can be either **informal** (e.g., in class discussion, chat boards, think-pair-share, office hour discussions, help sessions) or **formal** (e.g., written or clinical assessments, review of exams, peer reviews, clicker questions).*

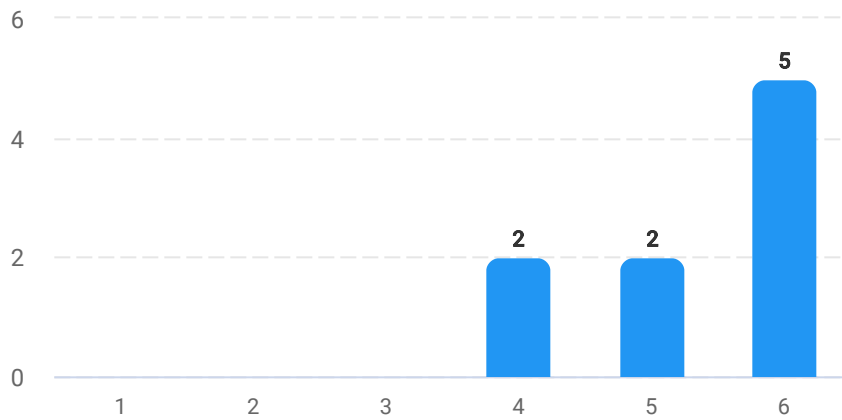
(Multi-Choice, Single Answer)

Institution Question

Value	Option	Total
1	No feedback was provided.	0
2	Feedback provided was not at all helpful.	0
3	Feedback provided was only slightly helpful.	0




Value	Option	Total
4	Feedback provided was moderately helpful.	2
5	Feedback provided was very helpful.	2
6	Feedback provided was extremely helpful.	5



Average	5.33
Median	6.00
Mode	6
Std. Dev.	0.82
Variance	0.67

#### Student Comments:

- Feedback from my TA enabled me to raise my grade on a homework by ~10 points.
- Feedback was administered by the T.A.
- I received extremely helpful feedback from my TA, James. I emailed him multiple times with questions and he got back to me promptly. I also used the Friday lab sessions to ask him ample questions which always helped me with my assignments.



ta questions  
feedback



8

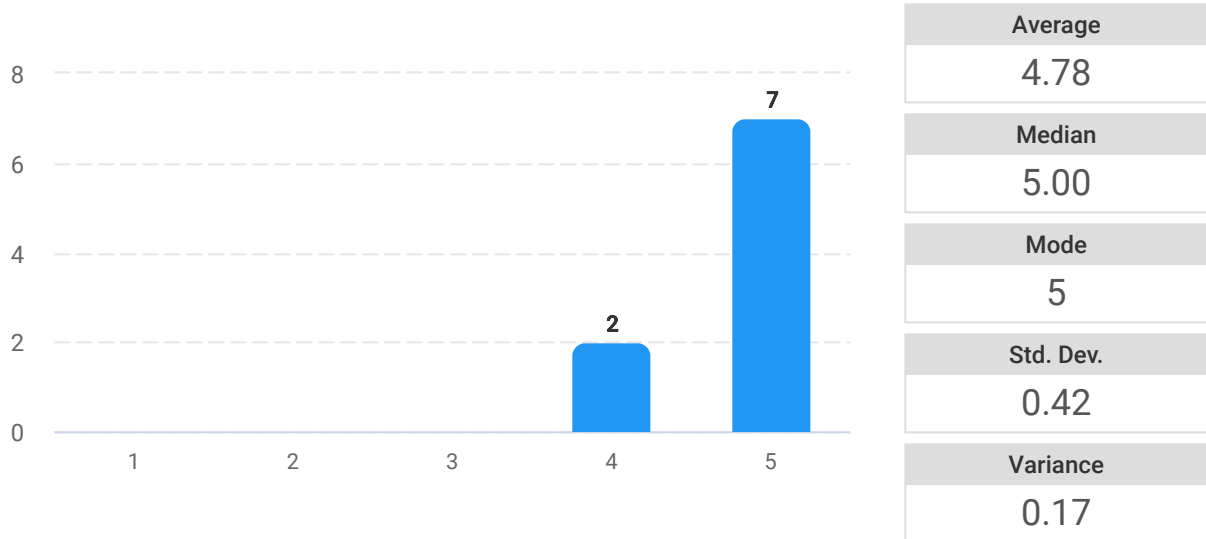
The instructor fostered an effective learning environment.

(Instructor Multi-Choice)

Institution Question



Value	Option	Total
1	Strongly disagree	0
2	Disagree	0
3	Neither agree nor disagree	0
4	Agree	2
5	Strongly agree	7



Student Comments:

- A steep learning curve existed in the lab section with learning R, but James always did the best he could do to help all of us, and was accessible when we needed extra help.
- He is the best TA I have ever had. My success in this course is because of him.
- James fostered a fantastic learning environment that encouraged us to learn on our own but also allowed for assistance along the way.
- He was awesome. Made it easy to correct any mistakes and was always available.
- BEST TA EVERRRRR. I felt so comfortable asking questions in our lab sessions. He relayed the class information in a way that was easier to understand. He was always there to answer every question I threw at him. He was able to stay organized and always got our assignments back to us in a timely matter. He didn't just teach us he walked us through everything and made sure each and everyone of us in the class fully understood the material.

class made  
ta  
help  
lab  
**always**  
**best**

9

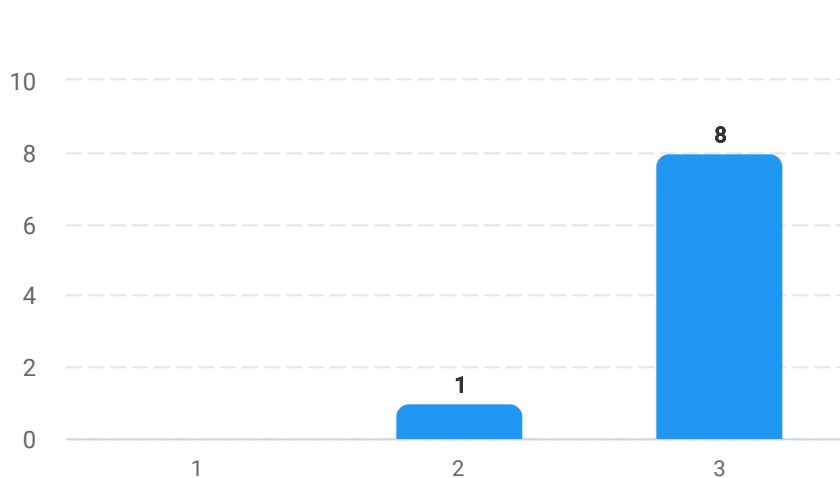
The instructor's teaching methods contributed to my learning.

(Instructor Multi-Choice)

Institution Question

 James Dongjin Kim Teaching Assistant

Value	Option	Total
1	Did not contribute	0
2	Contributed a little	1
3	Contributed a lot	8



Average	2.89
Median	3.00
Mode	3
Std. Dev.	0.31
Variance	0.10

Student Comments:

- Phenomenal instructor.
- James really helped me to truly understand the concepts and why we use them in political research.
- He went over everything extensively, and if you had any questions, he would immediately answer and solve any problems right there and then. e
- His teaching methods were vital to my learning. He had powerpoints he used to teach with that were extremely helpful and I referred back to them a lot. He also contributed to my learning by answering all my questions in a simplified way that made them easier to understand.

learning

# understand questions had

10

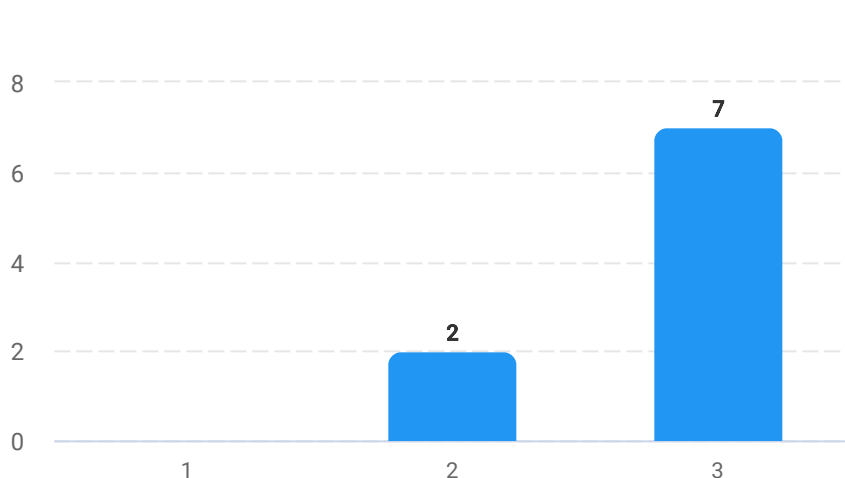
The instructor encouraged students to take responsibility for their own learning.

(Instructor Multi-Choice)

Institution Question

 James Dongjin Kim Teaching Assistant

Value	Option	Total
1	Did not encourage	0
2	Sometimes encouraged	2
3	Frequently encouraged	7



Average	2.78
Median	3.00
Mode	3
Std. Dev.	0.42
Variance	0.17

## Student Comments:

- Yes. He always made sure we were staying on track and doing our part by checking in with us on our Friday labs. He would ask us for our examples in class as well as many questions throughout his lectures to keep us engaged in what he was teaching us.

### Word Cloud Not Available

No text to process or the text does not contain words occurring at least 2 times.

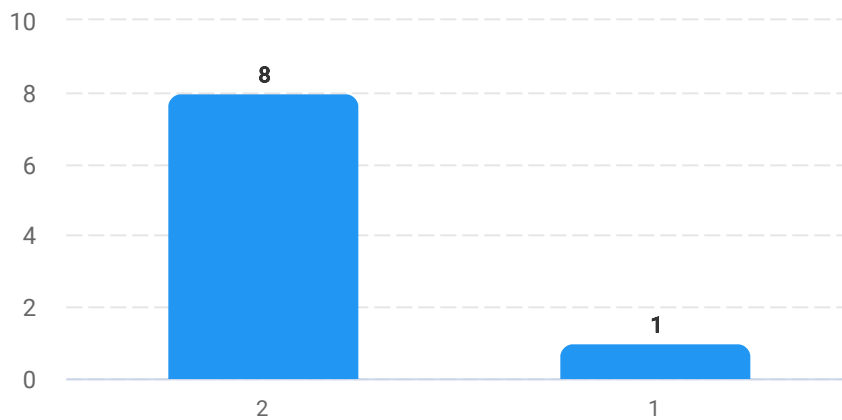
11

Is this course required?

(Multi-Choice, Single Answer)

Institution Question

Value	Option	Total
2	Yes	8
1	No	1



Average

1.89

Median

2.00

Mode

2

Std. Dev.

0.31

Variance

0.10

12

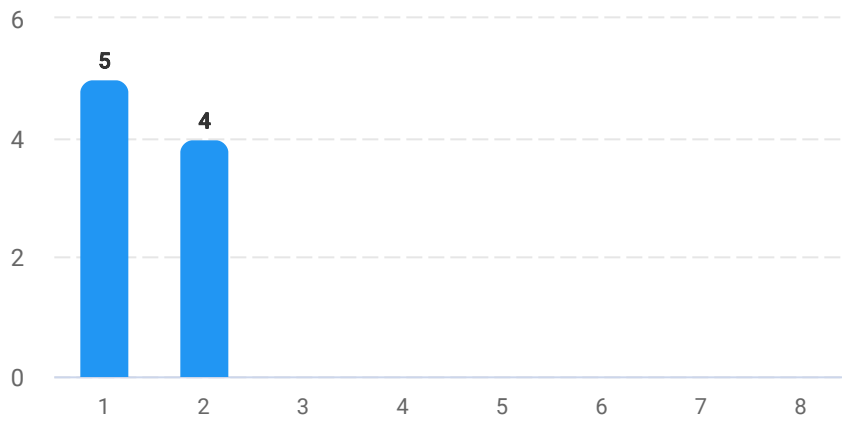
Expected Grade in this Course

(Multi-Choice, Single Answer)

Institution Question

Value	Option	Total
-------	--------	-------

Value Option		Total
1	A	5
2	B	4
3	C	0
4	D	0
5	F	0
6	I	0
7	S	0
8	U	0



Average	1.44
Median	1.00
Mode	1
Std. Dev.	0.50
Variance	0.25

